









ACRES

CAPABILITIES

WAPI

FSA  21.24 ac

CODE	DESCRIPTION	ACRES	%	CPI	NCCPI	CAP 
NoA	Norfolk loamy sand, 0 to 2 percent slopes	14.12	66.42%	-	68	1 
NoB	Norfolk loamy sand, 2 to 6 percent slopes	3.62	17.03%	-	68	2e 
RaA	Rains fine sandy loam, 0 to 2 percent slopes, Southern Coastal Plain	2.96	13.92%	-	68	4w 
GoA	Goldsboro fine sandy loam, 0 to 2 percent slopes	0.48	2.26%	-	69	2w 
Fo	Foreston loamy sand, 0 to 2 percent slopes	0.06	0.28%	-	63	2w 
BB	Bibb soils	0	0%	-	54	5w 
Totals				0 CPI	67.94 NCCPI	1.61 Cap.
21.24 ac 				Average	Average	Average

